

The DW9265 is a 196.99MHz IF SAW filter for Wireless Digital Personal Communications Systems. A transversal structure, based on quartz, has been utilised to provide a design with excellent temperature stability over -10° to $+60^{\circ}\text{C}$. With a typical 3dB passband of 576kHz, and in excess of 50dB rejection at $f_c \pm 2.0\text{MHz}$, the filter provides good adjacent channel performance and low inter-symbol interference. The DW9265 also exhibits a low Group Delay Ripple (100ns typ.) and an in-band Amplitude Ripple of 0.2dB, thus making it the ideal choice for Digital Communications, especially for the unlicensed PCS, low range voice and data services market.

FEATURES

- 196.99MHz Centre Frequency (f_c)
- Low Insertion Loss (9dB max.)
- 3db Passband 560kHz (min.)
- Quartz Temperature Stability
- Low Profile Ceramic LCC Package

ABSOLUTE MAXIMUM RATINGS

DC Voltage	VDC	0V
Input Power Max.	PIN	10dBm

NOMINAL IMPEDANCE:

Input	: 500 Ω //16pF
Output	: 625 Ω //14pF

50 Ω TEST BOARD COMPONENTS

Input	: Series Cap. 10pF, Shunt Ind. 27nH
Output	: Series Ind. 56nH, Shunt Cap. 33pF

Components : Coilcraft 1008CS Inductors : Murata 0805 Capacitors

ORDERING INFORMATION

Order as: **DW9265**

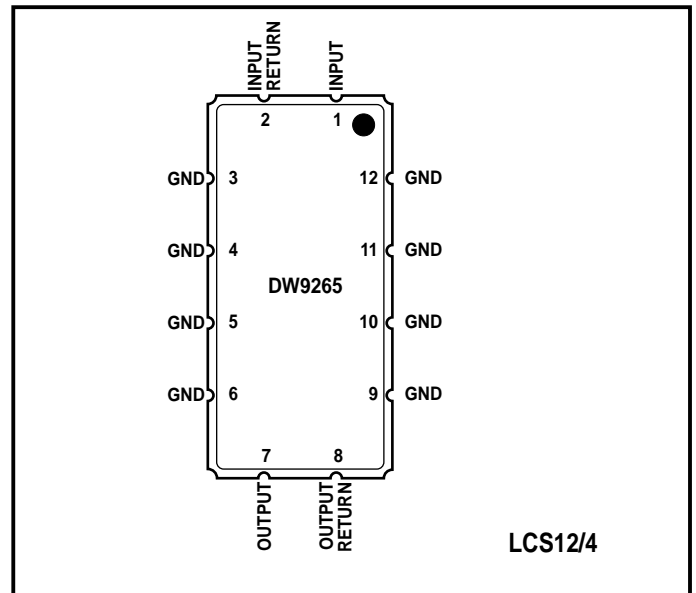
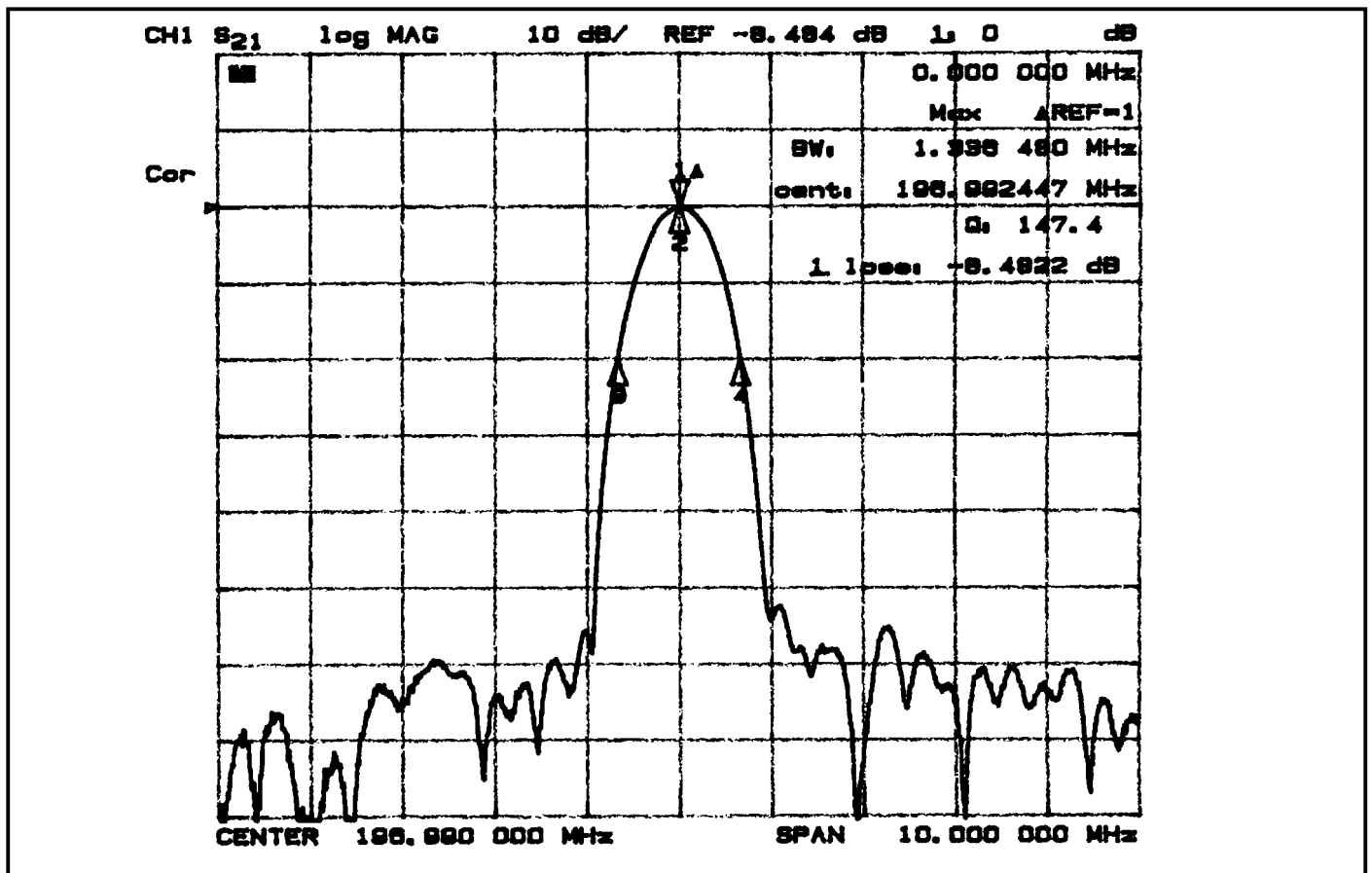


Fig. 1 Pin connections

ELECTRICAL CHARACTERISTICS @ 25°C

Parameter	Min.	Typ.	Max.	Units
Centre Frequency (fc)	196.96	196.99	197.02	MHz
3dB Bandwidth	560	576	592	kHz
Insertion Loss	-	8.0	9.0	dB
Group Delay Ripple	-	100	200	ns
Amplitude Ripple	-	0.2	1.0	dB
Stopband Rejection:				
fc ±0.750MHz	20	25	-	dB
fc ±1.550MHz	55	60	-	dB
fc ±3.1 - ±8MHz	55	60	-	dB
Over 1MHz bandwidths centred at				
fc - 10.0MHz	55	60	-	dB
fc - 20.0MHz	55	70	-	dB

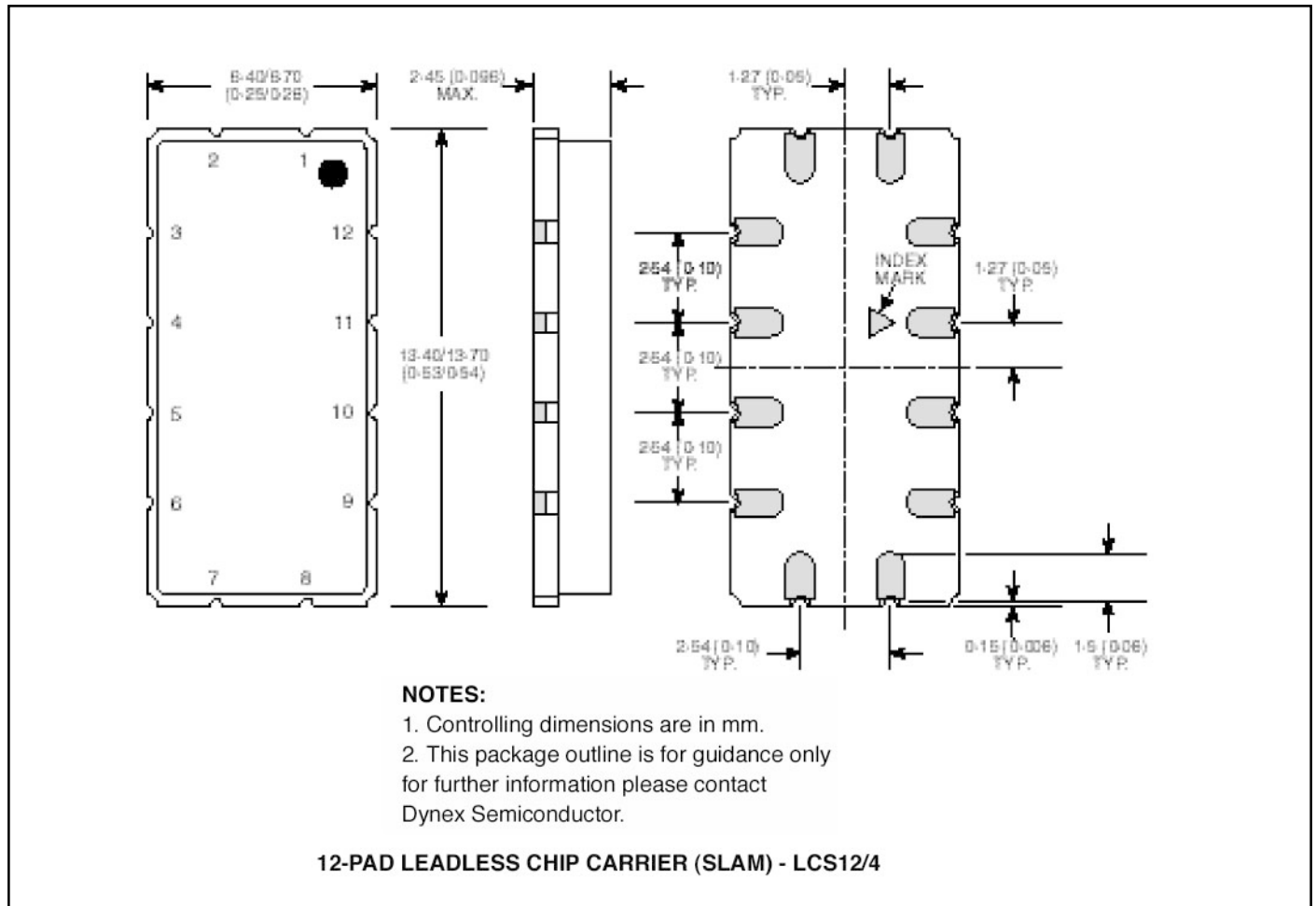
Operating Temperature Range: -10 to +50°C



Typical Response of DW9265

PACKAGE DETAILS

Dimensions are shown thus: mm (in). DO NOT SCALE. For further package information, please contact Customer Services.





<http://www.dynexsemi.com>

e-mail: space_comms@dynexsemi.com

HEADQUARTERS OPERATIONS

DYNEX SEMICONDUCTOR LTD

Doddington Road, Lincoln.

Lincolnshire. LN6 3LF. United Kingdom.

Tel: +44-(0)1522-500500

Fax: +44-(0)1522-500550

CUSTOMER SERVICE

Tel: +44 (0)1522 502753 / 502901. Fax: +44 (0)1522 500020

SALES OFFICE

Tel: +44 (0)1522 502724. Fax: +44 (0)1522 502777

These offices are supported by Representatives and Distributors in many countries world-wide.

© Dynex Semiconductor 2002 TECHNICAL DOCUMENTATION – NOT FOR RESALE. PRODUCED IN UNITED KINGDOM

Datasheet Annotations:

Dynex Semiconductor annotate datasheets in the top right hand corner of the front page, to indicate product status. The annotations are as follows:-

Target Information: This is the most tentative form of information and represents a very preliminary specification. No actual design work on the product has been started.

Preliminary Information: The product is in design and development. The datasheet represents the product as it is understood but details may change.

Advance Information: The product design is complete and final characterisation for volume production is well in hand.

No Annotation: The product parameters are fixed and the product is available to datasheet specification.

This publication is issued to provide information only which (unless agreed by the Company in writing) may not be used, applied or reproduced for any purpose nor form part of any order or contract nor to be regarded as a representation relating to the products or services concerned. No warranty or guarantee express or implied is made regarding the capability, performance or suitability of any product or service. The Company reserves the right to alter without prior notice the specification, design or price of any product or service. Information concerning possible methods of use is provided as a guide only and does not constitute any guarantee that such methods of use will be satisfactory in a specific piece of equipment. It is the user's responsibility to fully determine the performance and suitability of any equipment using such information and to ensure that any publication or data used is up to date and has not been superseded. These products are not suitable for use in any medical products whose failure to perform may result in significant injury or death to the user. All products and materials are sold and services provided subject to the Company's conditions of sale, which are available on request.

All brand names and product names used in this publication are trademarks, registered trademarks or trade names of their respective owners.
